


Baby first equipment – first clothes


Checklist

- ☐ 5 - 8 rompers or trousers (size 56-68)
- ☐ 5 - 8 bodysuits (size 56/62), long or short-sleeved depending on the season
- ☐ 5 - 8 long-sleeved tops, buttoned at the sides (sizes 56-68)
- ☐ 5 - 8 short-sleeved tops, buttoned at the sides (sizes 56-68)
- ☐ 2 - 6 pairs of first socks
- ☐ 3 lightweight hats (smallest size)
- ☐ 3 pairs of thick and thin baby socks
- ☐ 3 - 4 pyjamas
- ☐ 1 - 2 jackets (thickness depending on the season)
- ☐ 1 outdoor set
- ☐ 1 - 2 caps (thickness depending on the season)
- ☐ 1 baby sleeping bag



➤ Also in winter:

- ☐ 2 extra-warm woollen bodysuits
- ☐ 4 tights
- ☐ 2 pairs of mittens
- ☐ Baby overall



Baby first equipment – everything for baby care

Checklist

- ☐ Baby bathtub
- ☐ Bath thermometer / Shower thermometer *
- ☐ Soft flannel *
- ☐ 2 bath towels with hood
- ☐ 5 flannels
- ☐ Hairbrush *
- ☐ Nail scissors for babies *
- ☐ Clinical thermometer *
- ☐ Nasal aspirator *
- ☐ Baby oil / shampoo / cream
- ☐ 8 - 10 muslin nappies as burp cloths
- ☐ Hot water bottle

These products
you will find at reer

for example:



➤ Recommendations from reer

- reer MyHappyPingu 2in1 digital bath and room thermometer
- reer 4in1 Colour MaxTemp infrared clinical thermometer
- reer nasal aspirator for baby, tested medical product
- reer BabyCare 5-part care set



Baby first equipment – everything for nutrition

Checklist

➤ If you are breastfeeding:

- ☐ 2- 3 Nursing bras with breast pads
- ☐ 2- 3 nursing shirts
- ☐ Nursing towel
- ☐ Nursing pillow
- ☐ Thermos flask (for lactation tea)
- ☐ Breast pump
- ☐ Breast milk bag or bottle

➤ If you are feeding:

- ☐ Pre-nutrition (in consultation with the midwife)
- ☐ 6 baby bottles for milk, 2 for tea
- ☐ 6 milk teats, size 1
- ☐ 4 teat cups, size 1
- ☐ Bottle brush *
- ☐ Bottle warmer / baby food warmer *
- ☐ Thermos flask (for hot water) *
- ☐ Milk powder portioner *
- ☐ Kettle
- ☐ Vaporiser *

These products you will find at reer

Recommendation from reer

- reer mama grape seed nursing aid pillow




Baby first equipment – everything for the nursery

Checklist

- ☐ Baby cot / extra bed
- ☐ Mattress with mattress protector
- ☐ 2 waterproof mattress toppers
- ☐ 3 fitted sheets
- ☐ Bassinet
- ☐ Changing unit
- ☐ Wardrobe
- ☐ Crawling blanket
- ☐ Music box
- ☐ Mobile
- ☐ Babyphone *
- ☐ 2 - 3 molleton sheets (no pillows)

These products
you will find at reer

for example:



FeelWell Air
– 3in1 baby
heater



Recommendation from reer

- reer IP BabyCam Move Smart-Babyphone

Baby first equipment – everything for nappy-changing

Checklist

- ☐ Changing unit or attachment
- ☐ Changing mat (padded & washable)
- ☐ Nappy pail
- ☐ Nappy bag *
- ☐ 1 pack of disposable or cloth nappies (smallest size)
- ☐ Baby powder
- ☐ Wet wipes
- ☐ Baby oil
- ☐ Wound protection cream
- ☐ Changing table heater *
- ☐ Winding light *



➤ Recommendations from reer

- reer mama night light with motion sensor
- reer nappy bag
- reer changing table heater (wall-mounted or floor-standing)



* → You can find these products at reer



The changing bag

Checklist



- ☐ Changing bag / backpack
- ☐ Changing mat
- ☐ 4 spare nappies
- ☐ Wet wipes
- ☐ Nappy bag
- ☐ Wound cream
- ☐ 1 change set (depending on the weather)
- ☐ 1 additional body
- ☐ 1 pair of socks
- ☐ 1 muslin cloth (to protect your clothes)
- ☐ 1 toy
- ☐ Breast pads if necessary
- ☐ Milk bottle in thermal container
- ☐ For older babies: porridge glass, spoon, bib
- ☐ 1 bottle of water for the parents



What parents also need

- | | |
|-----------------------------------|--|
| <input type="checkbox"/> Purse | <input type="checkbox"/> Handkerchiefs |
| <input type="checkbox"/> Key ring | <input type="checkbox"/> Mobile phone |



Tip:

The reer Outdoor Growing rPET series

- Nappy changing backpack with pad
- Pushchair organiser with pad
- Changing organiser with pad
- Pram shopping bag

Tip:

In case you are travelling for longer




Baby first equipment – everything for on the go

Checklist

- ☐ Pushchair
- ☐ in winter: Footmuff and blankets
- ☐ In summer: sun and insect protection *
- ☐ Changing bag *
- ☐ Changing mat *
- ☐ Baby car seat
- ☐ Baby sling / baby carrier
- ☐ Car seat protector *
- ☐ Car safety mirror *
- ☐ Rain cover *
- ☐ Toys for travelling *
- ☐ Wet wipes

These products
you will find at reer

for example:



Clip&Go Carry
Carrying
strap for
infant
carriers



Recommendations from reer

- reer ShineSafe pushchair sunshade / Awning for baby carriage
- reer TravelKid Breeze seat support (temperature regulation)
- reer BabyView LED car safety mirror with light
- reer TravelKid MaxiProtect protective seat cover



Everything for the car journey

Checklist

- ☐ Baby car seat
- ☐ Car seat protector *
- ☐ Car safety mirror *
- ☐ Sun protection *
- ☐ Heat-regulating seat cushion *
- ☐ Organiser box *
- ☐ Colouring and play mat *
- ☐ Car rear seat organiser *
- ☐ Sun roller / sun visor *
- ☐ Toys *

These products
you will find at
reer

for example:
TravelKid Breeze



➤ We also need:

<input type="checkbox"/>	
<input type="checkbox"/>	
<input type="checkbox"/>	
<input type="checkbox"/>	

➤ Recommendations from reer

- reer BabyView LED car safety mirror with light
- reer TravelKid Sun Pure car sunshade
- reer TravelKid Box car organizer box
- reer TravelKid Play travel tray
- reer TravelKid MaxiProtect protective seat cover